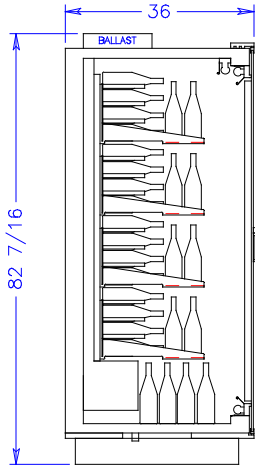


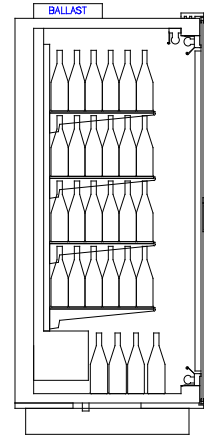
UPPER CASE SECTION
240 BOTTLES

FLOOR
32 BOTTLES



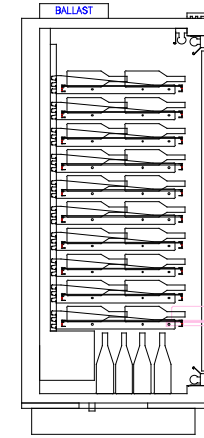
UPPER CASE SECTION
192 BOTTLES

FLOOR
32 BOTTLES



UPPER CASE SECTION
192 BOTTLES

FLOOR
32 BOTTLES



UPPER CASE SECTION
140 BOTTLES

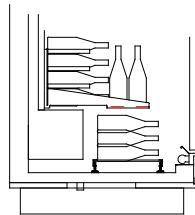
FLOOR
32 BOTTLES

(A) WIRE RACK
WINE SHELVING

(B) COMBINATION
WINE SHELVING

(C) GLASS
WINE SHELVING

(D) WIRE RACK
GLIDE OUT
WINE SHELVING



LOWER RACK
21 BOTTLES

OPTIONAL LOWER
WIRE RACK

börger systems

		SCALE: 1:24		DRAWN BY: D HUNT	
1-16-01	DRH	DATE: 6-11-99		CHECKED BY:	
12-3-99	DRH	WINE CASE CROSS SECTIONS			
9-23-99	DRH				
DATE:	REV.	DIM:	INCHES	DRAWING NUMBER	
REVISION		TOL:	±1/4	P3049B	